

# Budget at a Glance 2018-19



USD 395 - LaCrosse

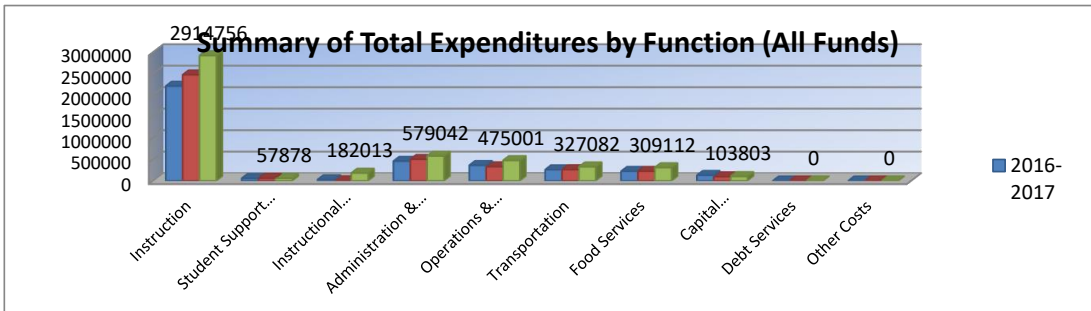


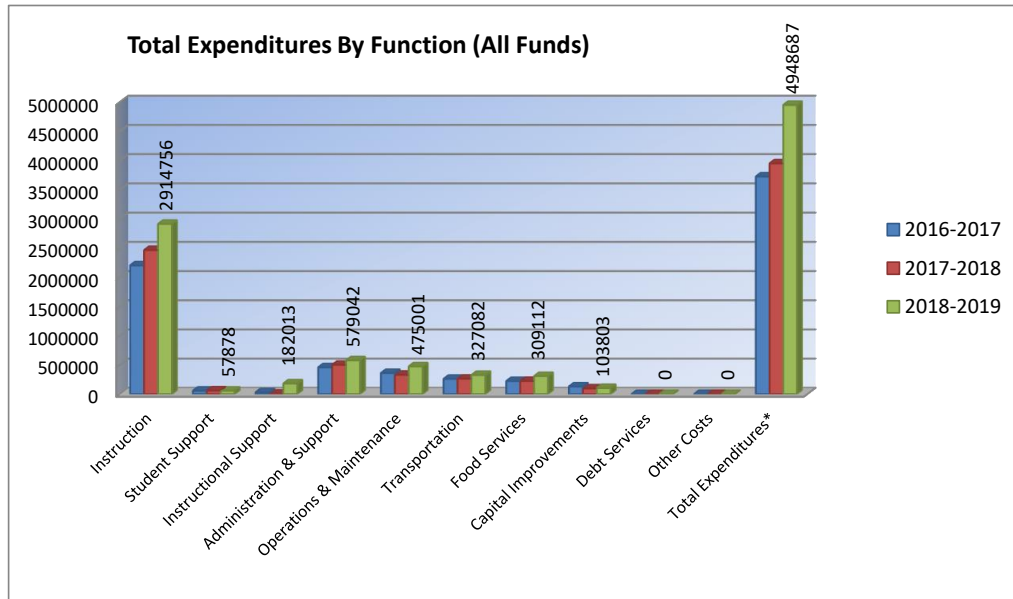
School Finance  
Kansas State Department of Education  
Landon State Office Building  
900 SW Jackson Street, Suite 356  
Topeka, Kansas 66612-1212

[www.ksde.org](http://www.ksde.org)

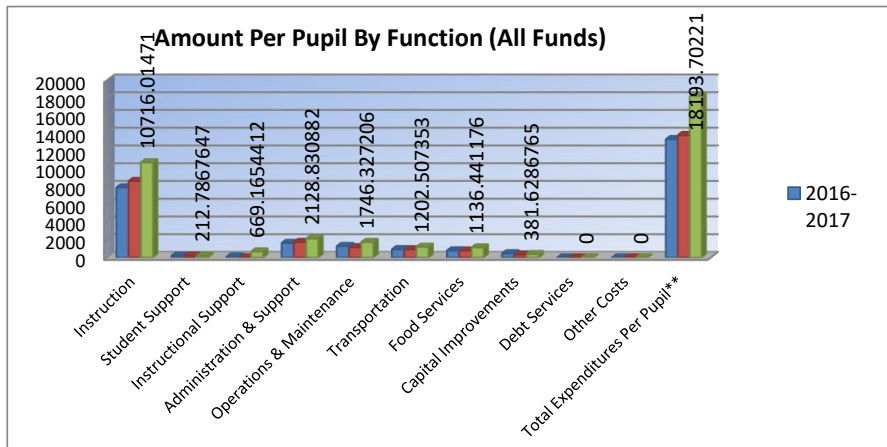
# Table of Contents

Summary of Total Expenditures by Function (All Funds).....	2
Total Expenditures by Function (All Funds).....	3
Total Expenditures Amount per Pupil by Function (All Funds).....	4
Summary of General and Supplemental General Fund Expenditures.....	5
Instruction Expenses.....	6
Sources of Revenue and Proposed Budget for 2018-19.....	7
Enrollment and Low Income Students.....	8
Mill Rates by Fund.....	9
Assessed Valuation and Bonded Indebtedness.....	10
Average Salary.....	11
KSDE Website Information.....	12

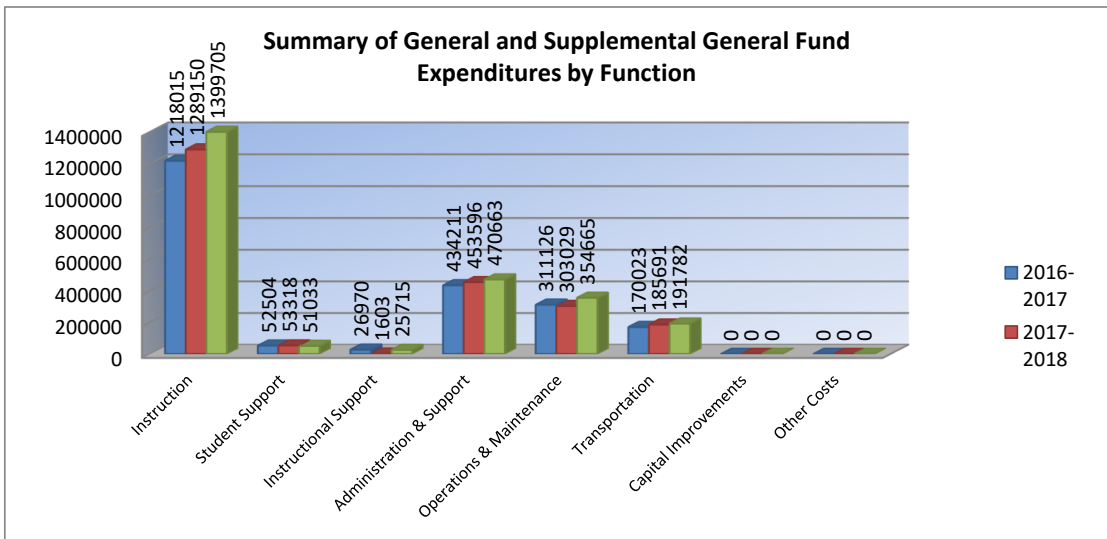


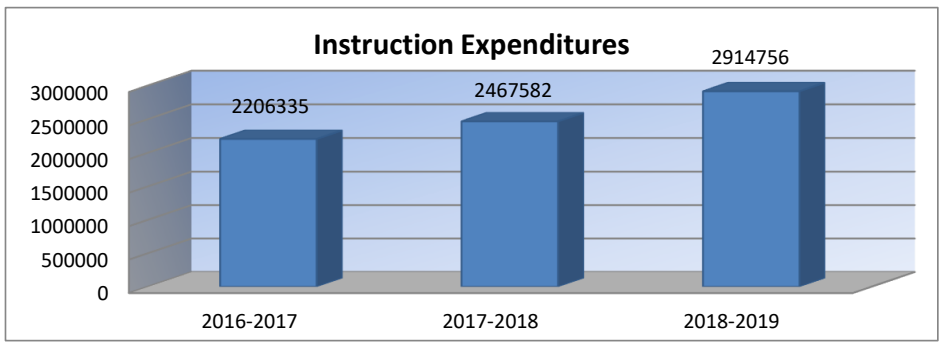


\*The funds that are included in the categories above are: General, Supplemental General, Bilingual Education, At Risk(4yr Old), At Risk(K-12), Virtual Education, Capital Outlay, Driver Education, Extraordinary School Program, Summer School, Special Education, Career and Postsecondary Education, Professional Development, Bond & Interest #1, Bond & Interest #2, No-Fund Warrant, Special Assessment, Parent Education, School Retirement, Student Materials Revolving & Textbook Rental, Gifts/Grants, KPERS Special Retirement Contribution, Contingency, Special Liability Expense, Federal Funds, Adult Education, Adult Supplemental Education, Activity Fund and Special Education



\*The funds that are included in the categories above are: General, Supplemental General, Bilingual Education, At Risk(4yr Old), At Risk(K-12), Virtual Education, Capital Outlay, Driver Education, Extraordinary School Program, Summer School, Special Education, Career and Postsecondary Education, Professional Development, Bond & Interest #1, Bond & Interest #2, No-Fund Warrant, Special Assessment, Parent Education, School Retirement, Student Materials Revolving & Textbook Rental, Gifts/Grants, KPERS Special Retirement Contribution, Contingency, Special Liability Expense, Federal Funds, Adult Education, Adult Supplemental Education, Activity Fund and Special Education Coop Fund.

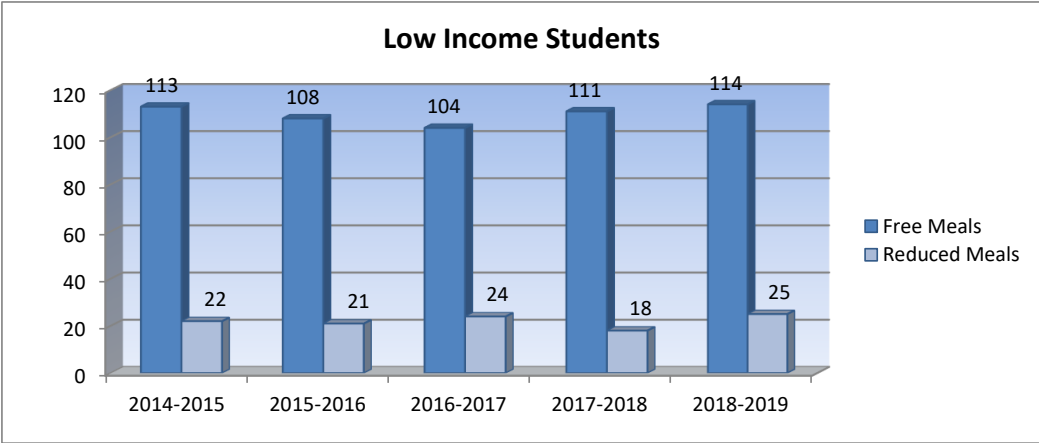
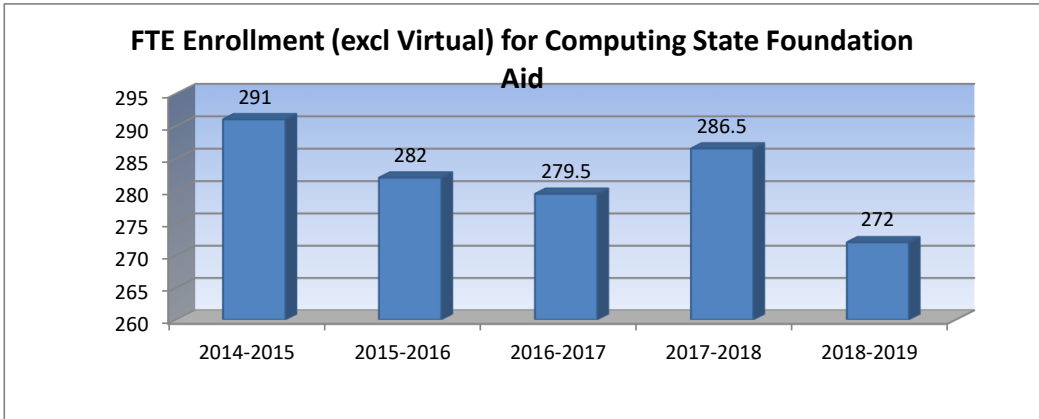




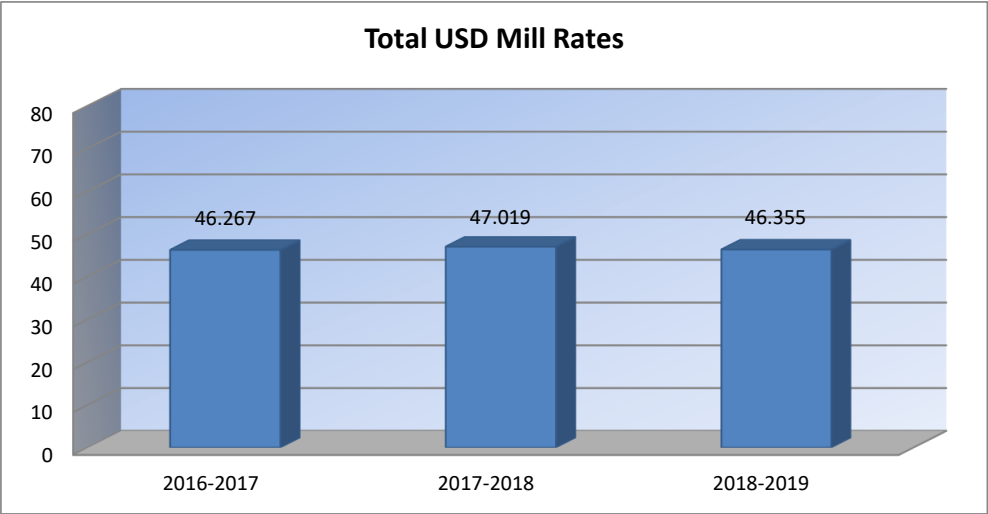


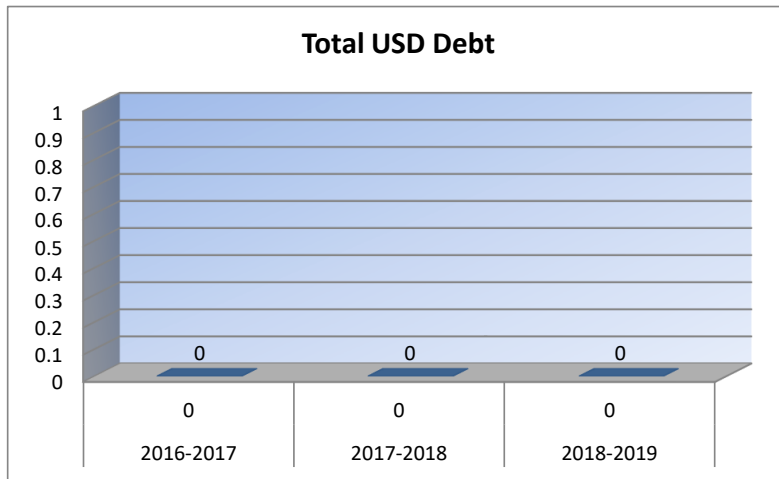
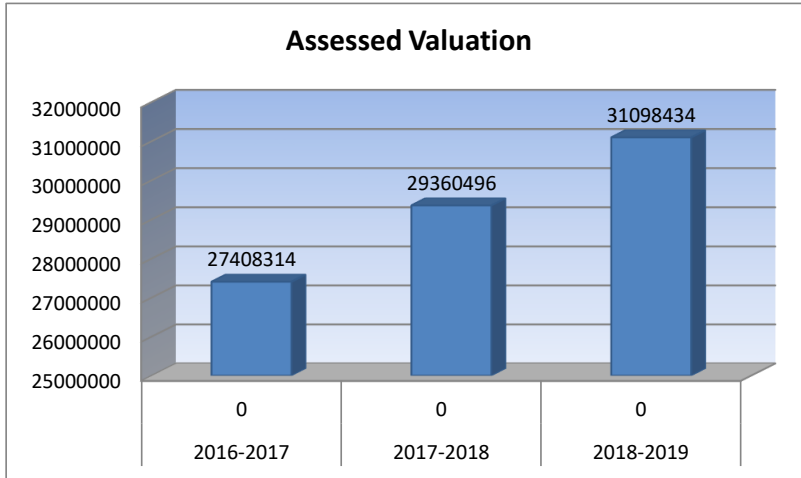






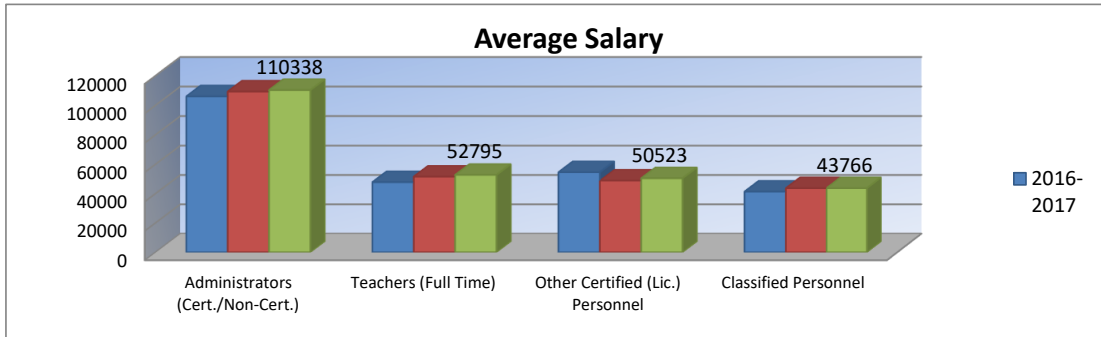
\*FTE Enrollment is based on 9/20 and 2/20, including 4yr old at-risk. Beginning 2017-18 school year, full-day kindergarten is funded as 1.0 FTE. If the district offered full-day kindergarten in the 2017-18 school year, the 2016-17 kindergarten FTE is funded as 1.0 regardless of attendance. Virtual enrollment is excluded.





USD# 395  
AVERAGE SALARY

	2016-17 Actual			2017-18 Actual			2018-19 Contracted		
	FTE	Total Salary	Average Salary	FTE	Total Salary	Average Salary	FTE	Total Salary	Average Salary
Administrators (Certified/Non-Certified)	2.0	212,115	106,058	2.0	218,627	109,314	2.0	220,676	110,338
Teachers (Full Time)	26.0	1,244,375	47,861	25.0	1,290,508	51,620	25.0	1,319,887	52,795
Other Certified (Licensed) Personnel	1.2	65,594	54,662	1.0	48,935	48,935	1.0	50,523	50,523
Classified Personnel	12.0	497,000	41,417	12.0	525,164	43,764	12.0	525,193	43,766
Substitutes/Temporary Help	XXXXX	32,000	XXXXXXXXXX	XXXXX	29,477	XXXXXXXXXX	XXXXX	30,000	XXXXXXXXXX



**DEFINITIONS**

Administrators: \*Certified (Licensed) - Superintendent; Assistant Superintendent; Administrative Assistants; Principals/ Assistant Principals; Directors/Supervisors Special Education; Directors/Supervisors of Health; Directors/Supervisors of VocEd; Instructional Coordinators/Supervisors; All Other Directors/Supervisors.

\*\* Non-Certified - Assistant Superintendents; Business Managers; Business Services (Directors/Coordinators/Supervisors); Food Service (Directors/Coordinators/Supervisors); Transportation (Directors/Coordinators/Supervisors); Custodial Maintenance (Directors/Coordinators/Supervisors); Other (Directors/Coordinators/Supervisors).

Teachers (Full Time Only): \*Practical Arts/Vocational Teachers; Special Education Teachers; Prekindergarten Teachers; Kindergarten Teachers; Reading Specialists/Teachers; All Other Teachers.

Other Certified (Licensed) Personnel: Part-Time Teachers; Library Media Specialists; School Counselors; Clinical or School Psychologists; Speech Pathologists; Audiologists; Nurses (RN); Social Workers.

Classified Personnel: \*\*Attendance Services Staff; Library Media Aides; Security Officers; Regular Education Teacher Aides; Secretarial/Clerical; Special Education Paraprofessionals; Nurses (LPN); Food Service Workers; Custodians; Bus Drivers.

Substitutes/Temporary: \*\*Substitute Teachers, Coaching Assistants and other short term temporary help.

Total Salary: Report total salary including employee reduction plans\*\*\*, supplemental and extra pay for summer school, and board paid fringe benefits (employer paid)\*\*\*\*.

\*FTE for Certified Administrators, Teachers and Other Certified (Licensed) Personnel is defined by the local school board. **Generally** FTE for teachers with a 9-10 month contract should be reported as 1.0; FTE for Principals with a 10-12 month contract should be reported as 1.0; FTE for Superintendents with a 12 month contract should be reported as 1.0.

\*\*FTE of 1.0 for Non-Certified Administrators, Classified Personnel and Substitutes/Temporary should be based upon 2,080 hours.

\*\*\*Employee reduction plans include benefits received by employees under a Section 125 Salary Reduction Agreement. Does not include social security, workers' compensation, and unemployment insurance.

\*\*\*\*Board paid fringe benefits (employer paid) include group life, group health, disability income, accidental death and dismemberment, and hospital surgical, and/or medical expense insurance. Does not include social security, workers' compensation, and unemployment insurance.

## **KSDE Website Information Available**

### **K-12 Statistics (Building, District or State Totals) website below:**

<http://svapp15586.ksde.org/k12/k12.aspx>

- Attendance / Enrollment Reports
- Staff Reports
- Graduates / Dropouts Reports
- Crime / Violence Reports

### **School Finance Reports and Publications website below:**

<http://www.ksde.org/Agency/Fiscal-and-Administrative-Services/School-Finance/Reports-and-Publications>

- Assessed Valuation
- Cash Balances
- Headcount Enrollment
- Mill Levies
- Personnel (Certified/Non-Certified)
- Salary Reports

### **Kansas Building Report Card website below:**

<http://ksreportcard.ksde.org/>

- Attendance Rate
- Graduation Rate
- Dropout Rate
- School Violence
- Assessments
  - Reading
  - Mathematics
  - Writing
- Graduates Passing Adv. Science Courses
- Graduates Passing Adv. Math Courses